

# Inspection Report (CLC)

O-cn-0915056

## PRODUCT DESCRIPTION



<b>Product Name:</b>	
Steel Metal Desk	
<b>Inspection location:</b>	China
<b>Inspection date:</b>	12-31-2011
<b>Your reference number:</b>	
123456	
<b>P/O number:</b>	
654123	
<b>Supplier:</b>	
China Furniture Company Inc.	
<b>Order quantity:</b>	2800
<b>Pcs ready for inspection:</b>	2800
<b>Reference sample available:</b>	O-cn-123456

<b>Factory cooperation</b>	<b>Factory organization</b>	<b>Inspector's opinion on the factory</b>
Average	Average	Average

## RESULTS

<b>Specifications Check:</b>	<b>Not OK</b>			
<b>Tests:</b>	<b>Failed</b>			
<b>AQL:</b>	<b>Within AQL</b>	<b>CRI</b>	<b>MAJ</b>	<b>MIN</b>
	<b>Found</b>	0	0	0
	<b>Max</b>	0	1	1
	<b>Checked</b>	20	20	13
<b>OVERALL INSPECTION RESULT:</b>	<b>Failed</b> (Client has the final decision to Reject or Approve)			

**IMPORTANT REMARKS / GENERAL DEFECTS**

1. Loading details : Truck1 :212196 100pcs, 212064 600pcs, 211349 50pcs.  
 Truck2 :211402 30pcs, 212092 600pcs.  
 Truck3 :211402 70pcs, 211349 250pcs, 211375 :200pcs, 211268 :100pcs.  
 Truck4 :210715 200pcs, 211266 300pcs, 211266 300pcs.

2. Table list :

	212196	212064	211268	210715	211266 ver	211266 master	211402	211092	211375	211349
Qty	100	600	100	200	300	300	100	600	200	300
Product size(cm )	100*50 *40	90*60* 75	120*60 *76	59*49* 109	120*64 *121.5	120*64 *121.5	89*60* 119.5	115*60 *72	60*42. 5*78	155*15 5*60*7 6

3. Supervisor said Inspector only checked the whole product size per the customer and did not check tube size , glass or wood thickness.
4. No stack mark in shipping mark.
5. Actual 4 \*40HC container were loaded.
6. No sample for inspection.

<b>INSPECTION STANDARDS</b>	
Inspection type	Container Loading Check (CLC)
Sampling standard	ISO 2859-1 (Mil Std 105E)
Sampling level	S3
AQL for Critical defective	Not Allowed
AQL for Major defective	2.5
AQL for Minor defective	4.0
Sampling size for Cri/Maj/Min	20/20/13
Nb of inspected pieces	20
Total number of cartons	2800
Nb of inspected cartons	20
Nb of the cartons inspected	n/a

**No. of Mandays spent: 1**



**Inspector : Cooper Li**



**Supervisor: Nova Jing**

Loading starting time	Loading completion time
<b>10 :00</b>	<b>17 :40</b>

AsiaInspection.com  
Making your business in Asia safe!



Map

**LOADING AND PACKING REQUIREMENTS**

**1. Loaded Quantity**

Expected Result	Result	Actual Finding / Comments
Total nb of Container(s) loaded: 20": 2/ 40" : 0 / 40" HC : 0	Not ok	4*40" HC
Total nb of Pallets loaded:	n/a	No pallet
Total nb of Cartons loaded:	n/a	2800cartons
Nb of pcs / cartons:	n/a	1pc/carton
Numbering of cartons: ( to )	n/a	Each item carton number was unaided.
TOTAL NUMBER OF PIECES READY :		2800pcs
Truck plate numbers		Truck2: 粤 B44221 Truck1: 粤 B44254 Truck4: 粤 B44254 Truck3: 粤 P01159

**Pictures:**



TRUCK 1



TRUCK 2



Truck3



Truck4



**2. Pallet and Carton Details**

Expected Result	Result	Actual Finding / Comments
Pallet size (Height cm x Width cm x Length cm)	N/A	No pallet

a. Dimensions of export cartons:



Expected Result	Result	Actual Finding / Comments
	n/a	Supervisor said it does not need to be checked

b. Weight of cartons:

Expected Result	Result	Actual Finding / Comments
	n/a	Supervisor said it does not need to be checked

Shipping Marks		
a. Carton Front Mark		
Expected Result	Result	Actual Finding / Comments
Please check and inform.	n/a	See below

212064





212196



**b. Carton Side Mark**

Expected Result	Result	Actual Finding / Comments
Please check and inform.	n/a	See above

**3. Loading Process**

**Client's specific instructions for Loading Process :** Please check and inform. Container quantity under confirmation. Please check the quantity of containers with the factory and inform on the report.

**EMPTY CONTAINER**

Requested Check	Actual Finding / Comments
Container general conditions : - water - rust holes - dust - grease - general cleanliness	ok
Container door numbers	Truck1: SUDU 579991 Truck2: TEXU 549090 Truck3: SUDU 576345 Truck4: SUDU 577417
Inside container numbers	Match to container door number
Outside container numbers	Match to container door number

**Pictures:**



Truck1





Truck2



Truck3



Truck4

**1/4 FULL CONTAINER**

Requested Check	Actual Finding / Comments
Loading method : - By hand or machine - Pallets or individual cartons	By hand and machine
Loading by the top or the back of the truck?	From back
Describe how the cartons are piled up (collapse risks)	See below
How many layers of cartons inside the container ?	Each container have different item, cartons were different.
Did any cartons fell on the floor during loading?	No

**Pictures:**



Truck1



Truck2



Truck3



Truck4

**1/2 FULL CONTAINER**

**Requested Check**

**Actual Finding / Comments**

Did any cartons fall on the floor during loading?

no

**Pictures:**



Truck1



TRUCK2



Truck3



Truck4

3/4 FULL CONTAINER	
Requested Check	Actual Finding / Comments
Did any cartons fall on the floor during loading?	no

Pictures:



Truck1



Truck2



Truck3



Truck4

FULL CONTAINER	
Requested Check	Actual Finding / Comments
Is the container completely full? If no, describe how cartons are tied together.	Please see below
Is there any space between the top of the last layer of cartons and the roof of the container ?	Please see below
Container(s) seals number	Please see below
Did any cartons fall on the floor during loading?	No

Pictures:



Truck1



Truck2



Truck3



Truck4

**CONTAINER CLOSING**

**Requested Check**

**Actual Finding / Comments**

Are seals temporary or definitive?

definitive

**Pictures:**

Truck1



Closed container



Right door of the container



Left door of the container

Seals details on container

Truck2



Closed container



Right door of the container



Left door of the container



Seal details on container

Truck3



Closed container



Right door of the container



Left door of the container



Seal details on container

Truck4



Closed container



Right door of the container



Left door of the container



Seals details on container

**QUALITY CRITERIA OF PRODUCTS**

**1. Colours**

Expected Result	Result	Actual Finding / Comments
- -	n/a	See below

**Pictures:**



212064



212196



211349



211402



211092




211375



211268



210715



211266



211266

**2. Dimensions**

Expected Result	Result	Comments
-	n/a	See table list

**Pictures**



**3. Artworks**

a. Logo colors		
Expected Result	Result	Actual Finding / Comments
-	n/a	

**b. Label**

Expected Result	Result	Actual Finding / Comments
Please check all labels on product and inform by sending pictures.	n/a	See below

**Pictures**



**4. Packing and packaging**

a. Unit packing:		
Expected Result	Result	Actual Finding / Comments
	n/a	Each in a polybag

**Pictures**



b. Inner packing:		
Expected Result	Result	Actual Finding / Comments
	n/a	



c. Outer packing:		
Sealing method (staples - adhesive - plastic band - metal band):		
Expected Result	Result	Actual Finding / Comments
	n/a	Each in a carton

**Pictures**



Client's comments: Please check and inform.	n/a	
---	-----	--

**TESTS AND SPECIAL REQUIREMENTS : FINISHED PRODUCTS**

Test description	Comments from Inspector	Result
Function test - On all pcs – product function under normal use	On all pcs check	passed
		
Abuse test - On S3 – product function under abusive use	On all pcs check	passed
		
<p>Shipping mark check - 1. For fragile items, the Master Carton must show Fragile symbol on Top / Bottom so that handling and storage can be done properly.</p> <p>2. The mark also must indicate how many cartons can be stacked maximum - S3</p>	<p>On 13pcs check No indicate stack mark in shipping mark</p>	<p>Failed</p>



Quantity checking - should be as per the client requirements - S2

On all pcs check

passed



Packaging check –

1. Carton, must be at least double layered. Measure thickness.
2. The Master carton s size must be adapted to the content, not too tight but no void space inside especially at the top. Please confirm and show picture
3. Please test and stack with the claimed maximum carton. Make sure the bottom ones can stand the weight without any deformation. - S3

On 13pcs check

No claim in carton of stack mark



Carton drop test - Compulsory even on fragile products, factory can not refuse it - 3 pcs

On 3cartons check

passed



Pallet checking –

No pallet

n/a

1.The pallets must be properly stacked and cartons must be properly belted, typically with a plastic film or similar method.

2. Inside the container the free space between pallets and between the pallet and the container walls must be minimal, to prevent pallets from moving and/or boxes from falling. If there is any free space it must be filled with inflated plastic bags, carton fillers or a similar professional method . Please take pictures. - II

assembly test - At least 1 pc per style -

On 10pcs check

passed



**CLIENT'S IMPORTANT INSTRUCTIONS ON TESTS**

Client's Instructions

Actual Finding / Comments

N/A

N/A

**SAMPLE COLLECTION**

[ 0 ] pcs of shipment samples were collected by inspector

[ 0 ] pcs of defective samples were collected by inspector

**DEFECTIVES LIST FOR PRODUCTS**

The client's other additional comments on Expected Defects:

		<b>CRI</b>	<b>MAJ</b>	<b>MIN</b>	<b>Picture</b>
	This checklist was created by John Smith. Please apply the necessary checkings about the product defects and inform us on the inspection report. - CRI	0	0	0	
	Stability on a plane surface - MAJ	0	0	0	
	Apparent nail or screw - CRI	0	0	0	
	Blocked wheel (if applicable) - MAJ	0	0	0	
	Sharp edges - CRI	0	0	0	

**DEFECTIVES LIST SUMMARY**

	<b>Cri</b>	<b>Maj</b>	<b>Min</b>	<b>AQL result</b>
<b>Number of Defectives found</b>	0	0	0	Within AQL
<b>Maximum Allowed</b>	0	1	1	
<b>No. of Inspected samples</b>	20	20	13	
<b>Result</b>	<b>Comments from Inspector</b>			
Within AQL				

**CLIENT'S IMPORTANT INSTRUCTIONS ON AQL**

Client's Instructions

Actual Finding / Comments

N/A

N/A

**Cartons**



**Total cartons**



**Inspected cartons**



**Total cartons**



**Inspected cartons**

**Factory Disclaimer**

AsiaInspection.com®  
Your Eyes in the Factory!®

Inspection Pro [redacted]

我们的检验员在检验过程中需要对工厂的大门，生产线，办公室和建筑物等拍照。  
在检验结束后，检验员将会在大货（产品）中抽取至少一个样品作为 [redacted] 参考。

**4 / Bribery Issues : [受贿]**  
We remind you that our Inspector is not the decision maker, that he gets a meal allowance for his meals.  
If the Inspector asked you for some gifts, favors, meals [redacted] please contact us immediately to  
[claim@asiainspection.com](mailto:claim@asiainspection.com), Tel : + 86 755 8231 6136. [redacted] not allowed to offer any meal, gifts or advance any  
expenses to our Inspector. Any breach of this policy will be immediately reported to [redacted]  
我们在此提醒贵工厂我们的检验员不是决定人，且 Asiainspection 会支付他一定的津贴费用。  
如果检验员向工厂索求礼物，餐饮，请立即与我们联系 [claim@asiainspection.com](mailto:claim@asiainspection.com), Tel: 86 755 8231 6796. [redacted]  
没有义务向检验员提供任何餐饮，物品和金钱。任何违规将会立即通知 [redacted]

On behalf of [redacted] (authorized signature only)  
受益人: [redacted] ( )

*I have read, understood and I agree with all above items and I accept that the Inspector can not give authorization for shipment. The only decision is taken by [redacted] (我已阅读，和同意以上各条款，本次报告仅为初步检验结果，并不授权出货。一切结果由 [redacted] 最终决定。)*

Name of Factory Representative  
工厂代表姓名

Signature: [redacted] DATE: [redacted]  
签名 刘子祥 日期 [redacted]

Name of Inspector :  
检验员姓名

Signature: [redacted] DATE: [redacted]  
签名 Cooper Li 日期 [redacted]

**Original signature from Factory Manager accepting AsiaInspection conditions on Shipment authorization and bribery issues**

**End of the Report**